


# 2-INCH FLUSH COMMERCIAL

**MIDLAND**<sup>™</sup>  
GARAGE DOOR MFG CO




## 2-INCH COMMERCIAL FLUSH

### SIMPLICITY & HEAVY-DUTY RELIABILITY

Match your overhead door to your business with our commercial overhead 2-Inch doors. Keep the cold out and the heat in with the polyurethane insulation in our ThermoGuard<sup>™</sup> doors or the polystyrene core of our EnergySaver<sup>™</sup> doors.

# COLORS



**ColorSelect™**  
Custom Paint Process

The ColorSelect™ process uses a Sherwin Williams Polane® Solar Reflective Polyurethane Enamel that utilizes the latest technologies to provide a durable, heat-repelling coating.

\*Available in ThermoSteel™ only. \*\*Available in ThermoGuard™ only. Due to the printing process, colors may vary.

# INSULATION

	ThermoGuard™	EnergySaver™
Foam/Insulate	Polyurethane	Polystyrene
R-Value	18.00	9.25
U-Factor (Btu/hr/ft <sup>2</sup> /F)	0.136	0.220
Thickness	2 inches	2 inches
Maximum Width	32 feet 2 inches	24 feet 2 inches
Exterior Steel	27 gauge <i>20 gauge upgrade, white only</i>	25 gauge <i>20 gauge upgrade, white only</i>
Interior Steel	27 gauge	25 gauge
Warranty* <i>Excludes Springs</i>	10 years	10 years

\*For full warranty details contact your Midland dealer



# WINDOWS



24" x 7"



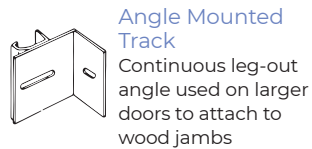
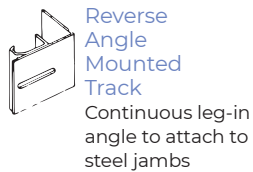
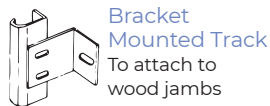
24" x 12"

# GLASS

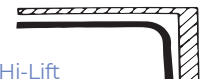


Choose from Plain, Obscure, Frosted, Gray Tinted, Bronze Tinted, LoE, and Double Dark

# TRACK MOUNTING



# TRACK CONFIGURATIONS



PLACE YOUR ORDER TODAY

MIDLANDGARAGEDOOR.COM | 800.437.4056

YOUR LOCAL GARAGE DOOR DEALER